
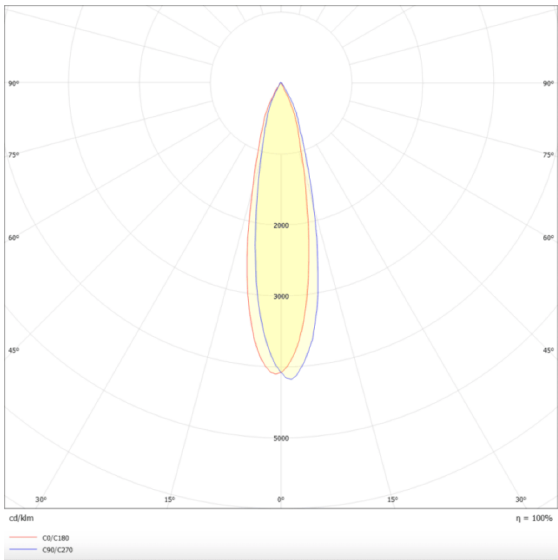




Scheme












Photometry



TUBULAR

Item code	86.S001.1321.03
Product type	Indoor
Category	Pendants
Family	TUBULAR

Pictograms



Product	
Real power (W)	7
Real luminous flux (Lm)	630
Luminous efficiency (Lm/W)	90
Beam angle (°)	24
Life time (h)	50000h L80B10
IP	20
Chip Brand	Philip
Control gear	ON-OFF
Colour temperature (K)	3000
Colour consistency (SDCM)	SDCM<3
CRI	80